



32th Open European Championship in Underwater Orienteering 2024



| | | |
|--|---|---|
| <u>Ausrichter / event management</u> | : | VDST |
| <u>Angaben zur Wettkampfstätte / information about the place of competition</u> | | |
| Wettkampfort / place of competition | : | Störitzsee, Spreeau |
| durchschn. Wassertiefe / average depth | : | 8 m |
| Wassertemperatur / water temperature | : | 22° C |
| horizontale Sicht / visibility | : | 2 m |
| Strömung / current | : | 0 m/min |
| <u>CMAS Technical Delegate</u> | : | Bence Levente Kiss |
| <u>Organisationskomitee/ organization committee</u> | | |
| Vororganisation / pre organization | : | Preuß, Dirk; Schönherr, Sven |
| Ausschreibung / invitation creator | : | Preuß, Dirk; Schönherr, Sven |
| Streckenaufbau / course installation | : | Preuß, Dirk; Schönherr, Sven |
| <u>Wettkampfgericht / competition judges</u> | | |
| Hauptkampfrichter/ chief judge | : | Ludwig, Andreas |
| Sicherungstaucher / rescue diver | : | Carben, René |
| Vorstarter / pre-starter | : | Heinze, Charlotte |
| Starter / starter | : | Heinze, Charlotte |
| Sprecher / speaker | : | Heinze, Charlotte |
| Hauptzeitnehmer / head of time-measurement | : | Ludwig, Andreas |
| Zeitnehmer / assistants of time-measurement | : | Beier, Sybille Beier, Tino Hasse, Silke Wolff, Anna Zeidler, Lara |
| Streckenrichter / course judges | : | Hamich, Jörg Ostrowski, Petra Franke, Antje |
| Auswertung / results computing | : | Streibhardt, Anja Steiniger, Beatrice |
| Kompressorwart / filling station attendant | : | Reuter, Lutz |
| Siegerehrung / victory ceremony | : | Wolff, Anna Zeidler, Lara |

Teilnehmende Mannschaften / teams

Nationen / Nations

Abkürzung / Abbreviation

| | | |
|-----------------------|---|------------|
| <i>Croatia</i> | : | <i>HRV</i> |
| <i>Czech Republic</i> | : | <i>CZE</i> |
| <i>Estonia</i> | : | <i>EST</i> |
| <i>France</i> | : | <i>FRA</i> |
| <i>Germany</i> | : | <i>GER</i> |
| <i>Hungary</i> | : | <i>HUN</i> |
| <i>Italy</i> | : | <i>ITA</i> |
| <i>Ukraine</i> | : | <i>UKR</i> |

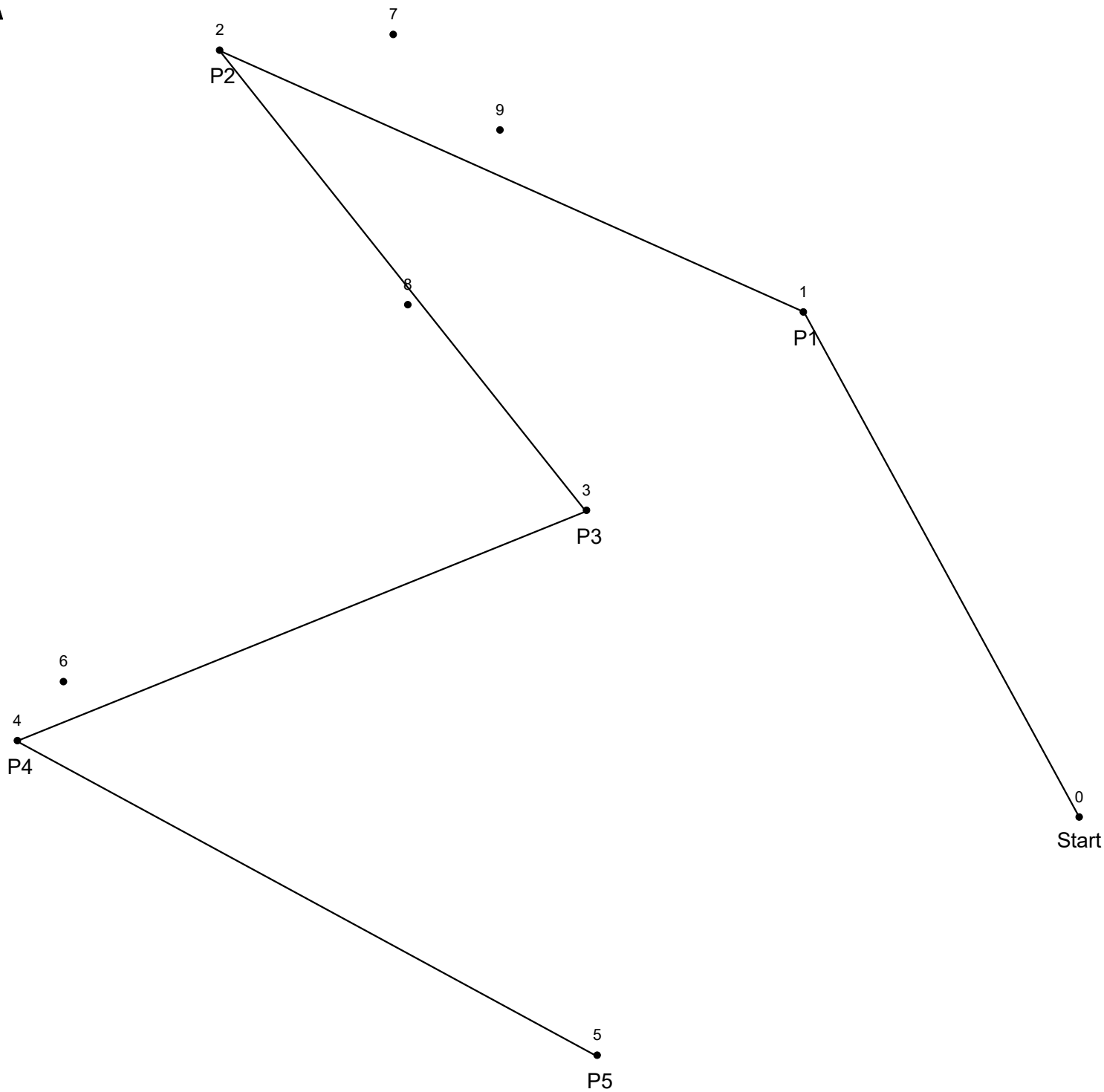
athlets categorie men

| name | year of birth | class | nation |
|---------------------|----------------------|--------------|----------------|
| Kaspar, Ondrej | 1988 | M | Czech Republic |
| Nemecek, Jakub | 1984 | M | Czech Republic |
| Silny, Lukas | 1994 | M | Czech Republic |
| Valnicek, Jakub | 1996 | M | Czech Republic |
| Kunitsõn, Vladimr | 1987 | M | Estonia |
| Tover, Nikolai | 1982 | M | Estonia |
| Morel, Cédric | 1983 | M | France |
| Plötze, Yan | 2001 | M | France |
| Sebire, Julien | 1983 | M | France |
| Böhme, Johannes | 1987 | M | Germany |
| Krause, Wilfried | 1990 | M | Germany |
| Sonnekalb, Daniel | 1972 | M | Germany |
| Balázs, Péter | 1976 | M | Hungary |
| Szász, Tamás | 2001 | M | Hungary |
| Várszegi, Vendel | 1998 | M | Hungary |
| Campanile, Marco | 1999 | M | Italy |
| Kotov, Maksym | 1987 | M | Ukraine |
| Zolotov, Oleksander | 1974 | M | Ukraine |

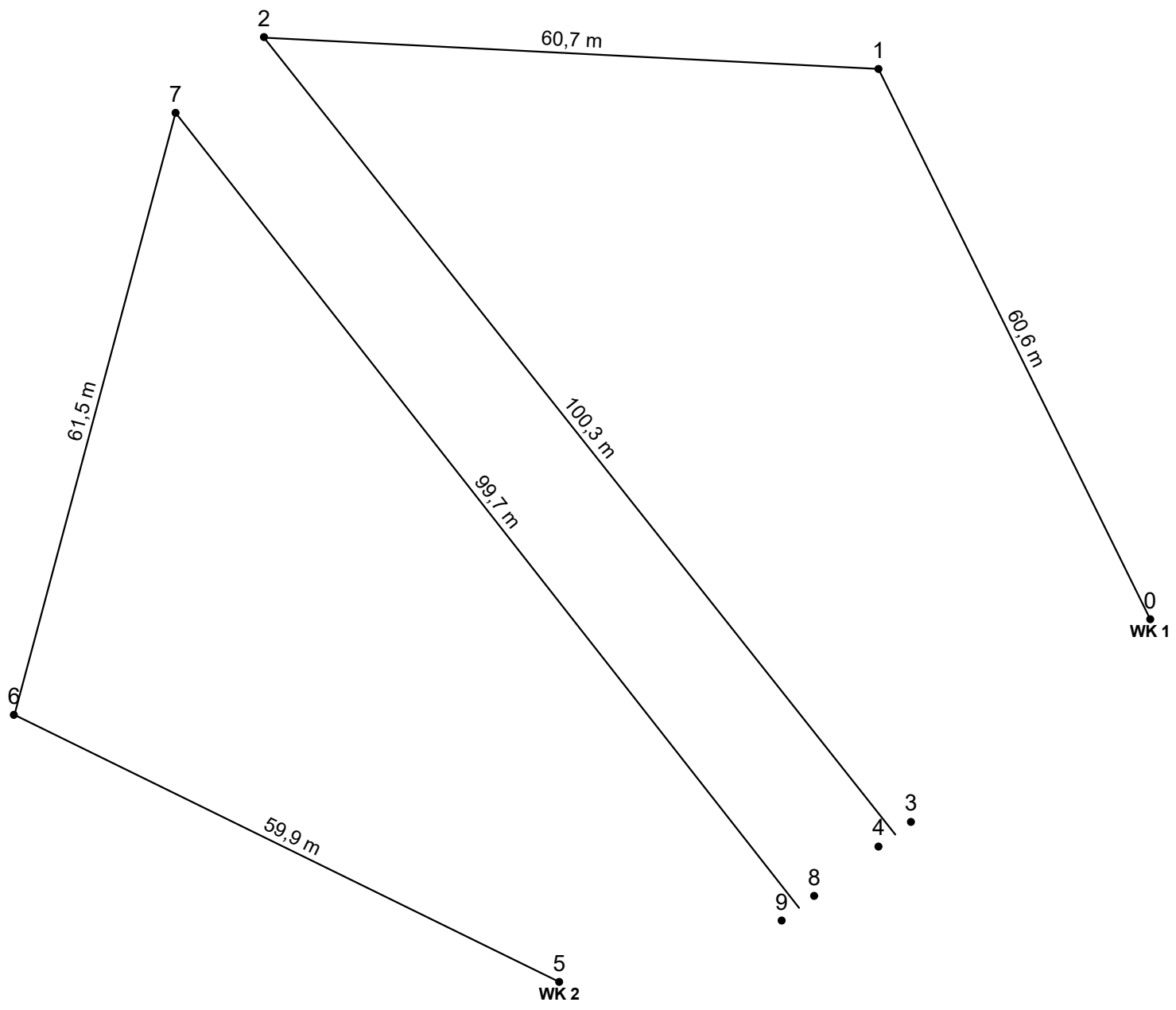
athlets categorie women

| name | year of birth | class | nation |
|------------------------|----------------------|--------------|----------------|
| Despotović, Iris | 2002 | W | Croatia |
| Ivetić, Ema | 2002 | W | Croatia |
| Benesova, Dominika | 1999 | W | Czech Republic |
| Janouskova, Kristyna | 1998 | W | Czech Republic |
| Nemeckova, Radka | 1994 | W | Czech Republic |
| Svobodova, Barbora | 2001 | W | Czech Republic |
| Johanson, Johanna | 2002 | W | Estonia |
| Uibopuu, Carmel | 2001 | W | Estonia |
| Gaubert, Albane | 1984 | W | France |
| Plötze, Florence | 1969 | W | France |
| Dethloff, Lisa | 1998 | W | Germany |
| Hasse, Anika | 1988 | W | Germany |
| Klabunde, Lotte | 2002 | W | Germany |
| Köhn, Johanna | 1998 | W | Germany |
| Köhn, Theresa | 2000 | W | Germany |
| Hatházi, Katalin | 1977 | W | Hungary |
| Marré Bruenghi, Chiara | 1996 | W | Italy |
| Mori, Martina | 2000 | W | Italy |
| Kuzmina, Mariia | 1986 | W | Ukraine |

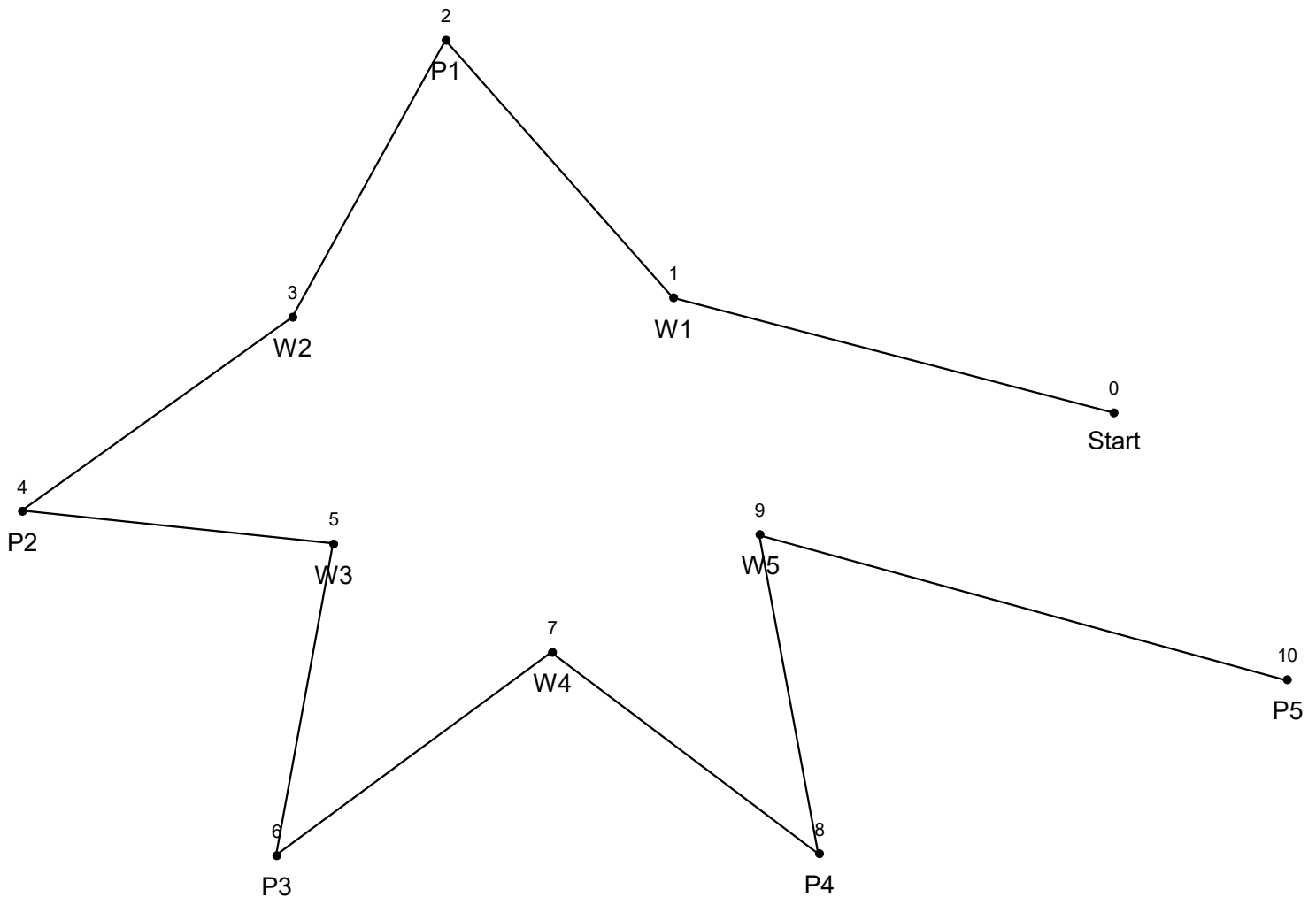
N



| | | |
|--------------------------------|---------|---------|
| Start-P1 | 331,4 ° | 121,1 m |
| P1-P2 | 294,1 ° | 134,7 m |
| P2-P3 | 141,5 ° | 123,9 m |
| P3-P4 | 248,0 ° | 129,2 m |
| P4-P5 | 118,5 ° | 138,8 m |
| Gesamtstrecke (Direkt) 647,8 m | | |

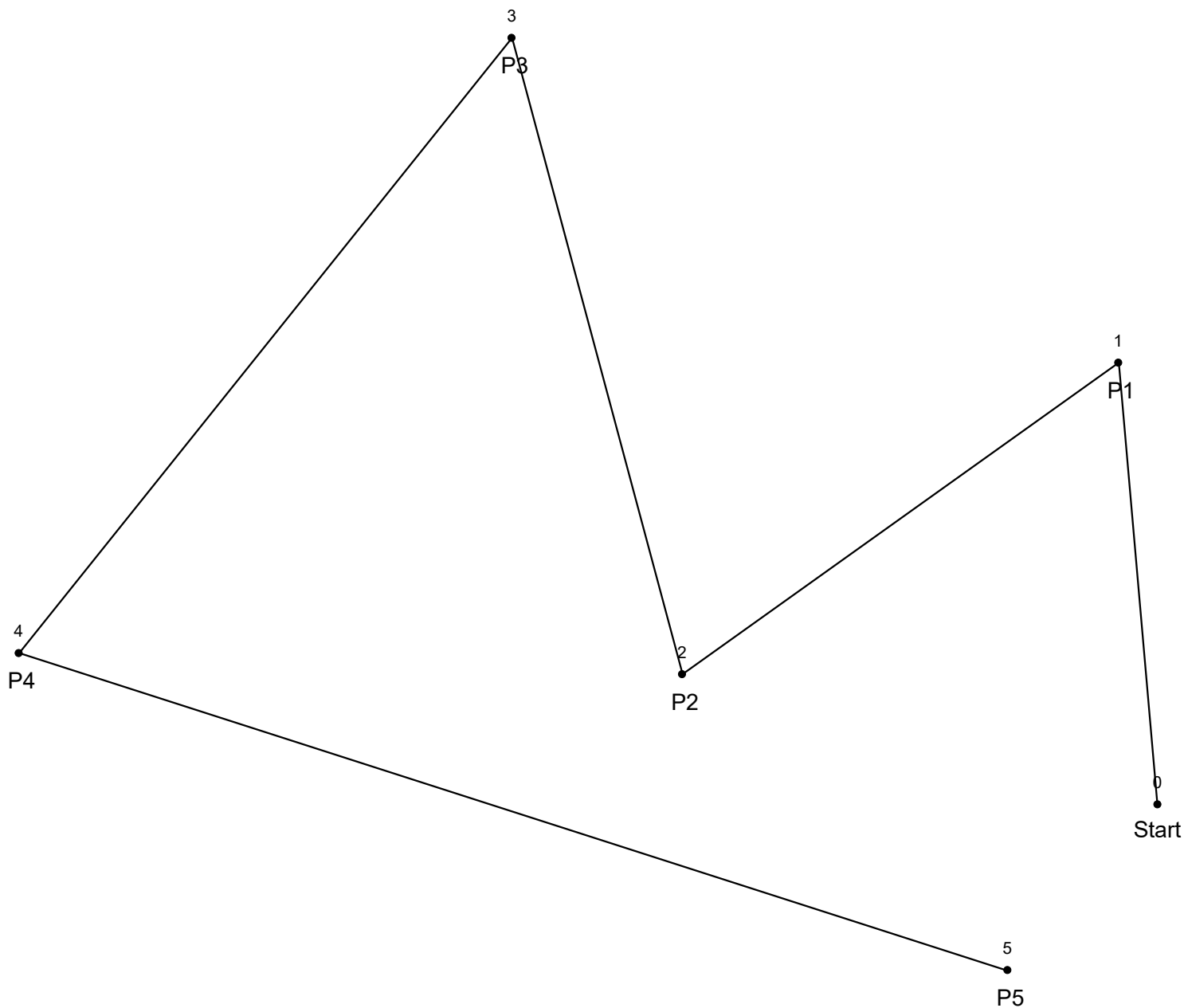


N



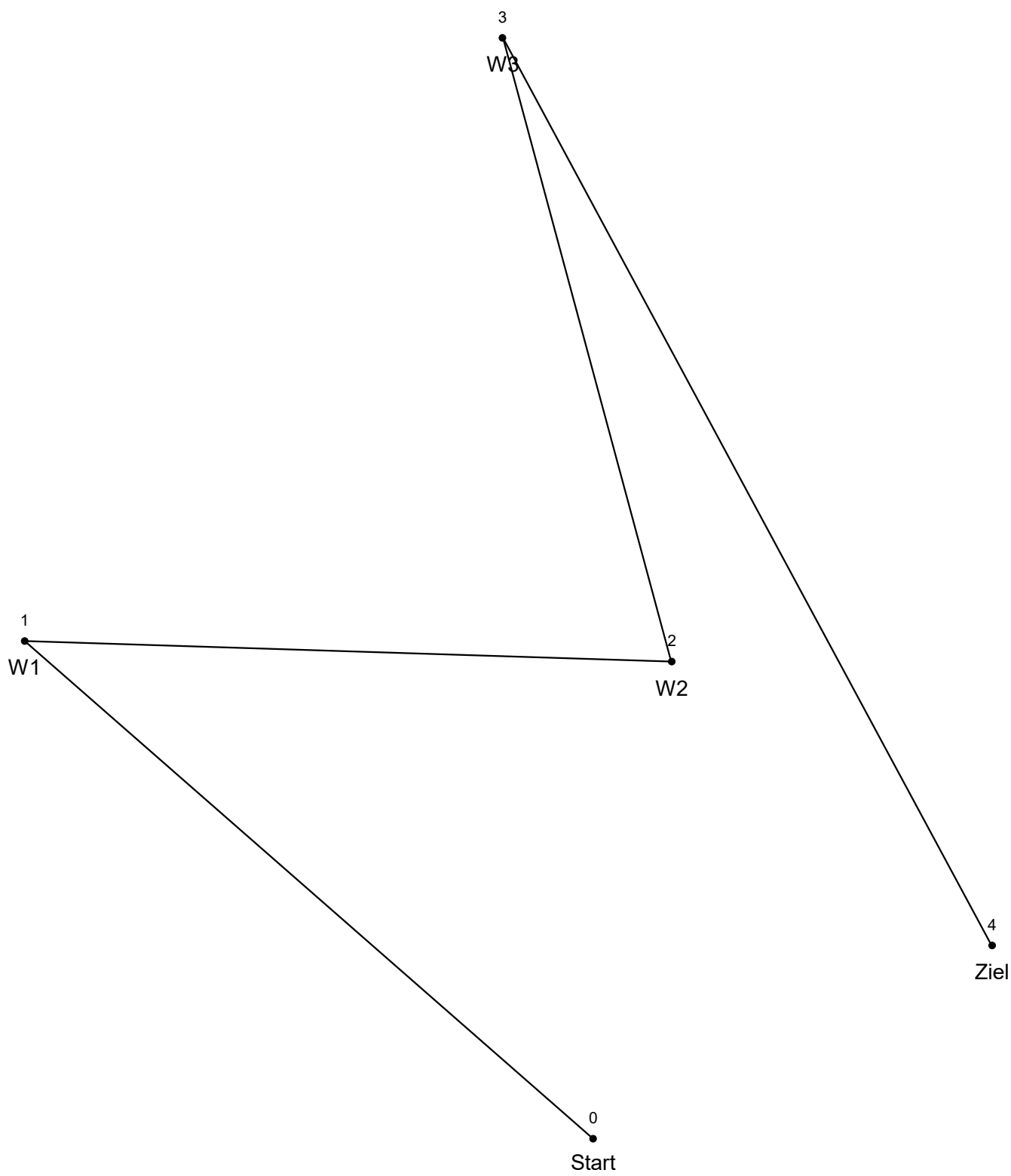
| | | | | | |
|----------|---------|--------|--------------------------------|---------|--------|
| Start-W1 | 284,6 ° | 77,1 m | P4-W5 | 349,5 ° | 54,9 m |
| W1-P1 | 318,6 ° | 58,2 m | W5-P5 | 105,4 ° | 92,6 m |
| P1-W2 | 208,9 ° | 53,6 m | Gesamtstrecke (Direkt) 613,9 m | | |
| W2-P2 | 234,4 ° | 56,3 m | | | |
| P2-W3 | 96,0 ° | 53,0 m | | | |
| W3-P3 | 190,3 ° | 53,7 m | | | |
| P3-W4 | 53,6 ° | 57,9 m | | | |
| W4-P4 | 127,0 ° | 56,6 m | | | |

N



| | | |
|------------------------|---------|---------|
| Start-P1 | 355,0 ° | 83,5 m |
| P1-P2 | 234,5 ° | 101,0 m |
| P2-P3 | 345,0 ° | 124,1 m |
| P3-P4 | 218,7 ° | 148,5 m |
| P4-P5 | 107,8 ° | 195,6 m |
| Gesamtstrecke (Direkt) | | 652,8 m |

N



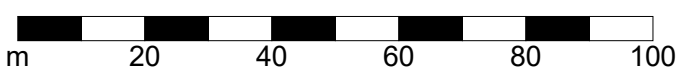
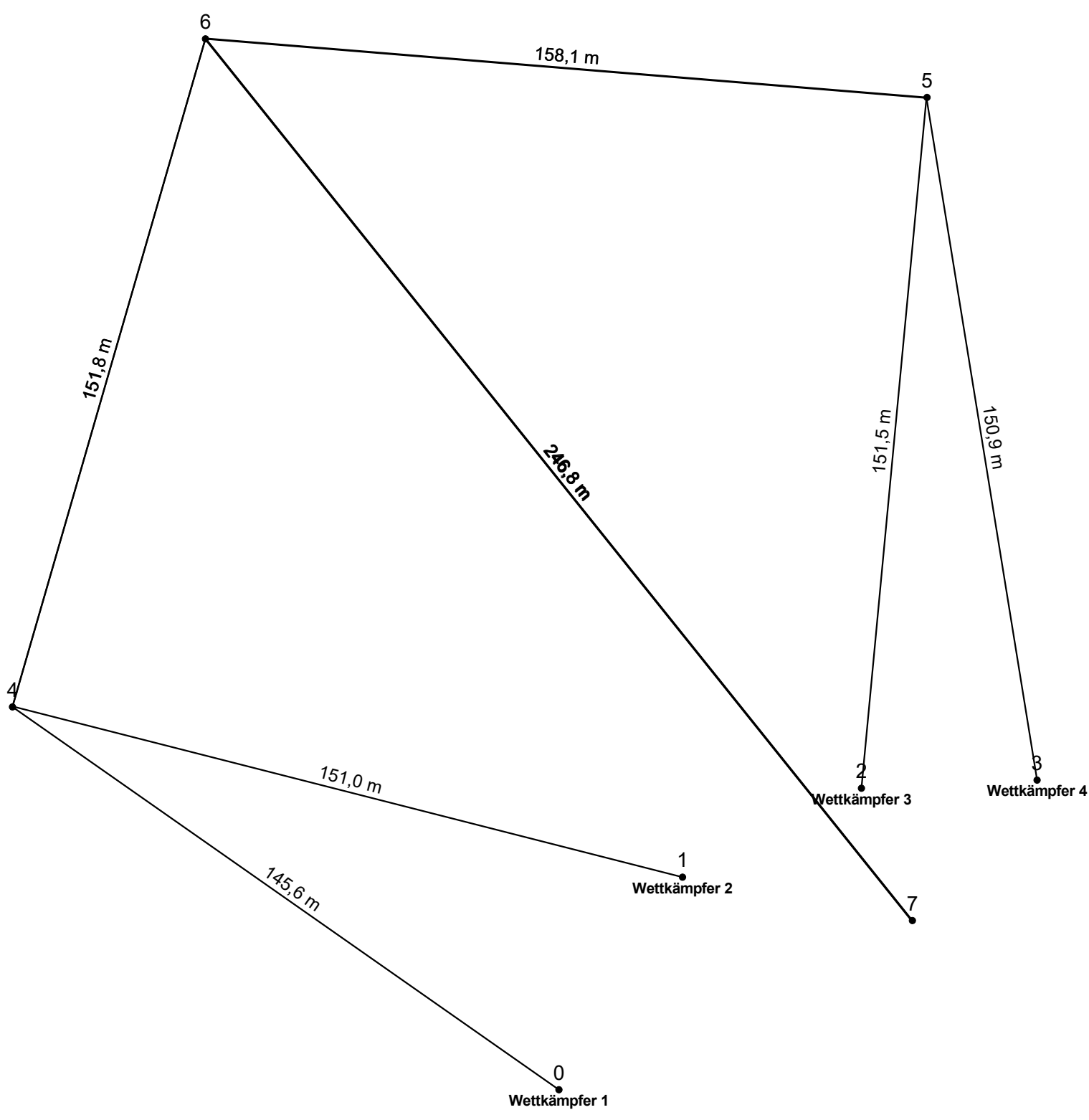
Start-W1 311,2 ° 145,7 m

W1-W2 91,8 ° 124,8 m

W2-W3 344,9 ° 124,6 m

W3-Ziel 151,7 ° 198,8 m

Gesamtstrecke (Direkt) 594,0 m



Ergebnisse MONK

Official Results MONK

| Rang | Name | Club | Nation | A | B | C | D | Ziel | Anm. | CMAS | Punkte |
|-------------------|---------------------------------------|------|--------|-------------------------------------|-------------------------------------|-------------------------------------|-------------------------------------|--------|------|------|---------|
| place | name | club | nation | A | B | C | D | finish | rem. | CMAS | points |
| Herren Men | | | | | | | | | | | |
| 1 | Nemecek, Jakub Kasper, Ondrej | CZE | CZE | <input checked="" type="checkbox"/> | <input checked="" type="checkbox"/> | <input checked="" type="checkbox"/> | <input checked="" type="checkbox"/> | 7:45 | | 16 | 4.460,0 |
| 2 | Szász, Tamás Balázs, Péter | HUN | HUN | <input checked="" type="checkbox"/> | <input checked="" type="checkbox"/> | <input checked="" type="checkbox"/> | <input checked="" type="checkbox"/> | 7:49 | | 13 | 4.444,0 |
| 3 | Sonnekalb, Daniel Krause, Wilfried | GER | GER | <input checked="" type="checkbox"/> | <input checked="" type="checkbox"/> | <input checked="" type="checkbox"/> | <input checked="" type="checkbox"/> | 8:39 | | 11 | 4.244,0 |
| 4 | Plötze, Yan Sebire, Julien | FRA | FRA | <input checked="" type="checkbox"/> | <input checked="" type="checkbox"/> | <input checked="" type="checkbox"/> | <input checked="" type="checkbox"/> | 9:17 | | 9 | 4.092,0 |
| 5 | Kunitsõn, Vladimr Tover, Nikolai | EST | EST | <input checked="" type="checkbox"/> | <input type="checkbox"/> | <input type="checkbox"/> | <input type="checkbox"/> | | BRS | 8 | 400,0 |
| 6 | Zolotov, Oleksander Kotov, Maksym | UKR | UKR | <input type="checkbox"/> | <input type="checkbox"/> | <input type="checkbox"/> | <input type="checkbox"/> | | BRS | 7 | 0,0 |

Störitzsee 02.09.2024 - 08.09.2024

Ergebnisse MONK

Official Results MONK

| Rang | Name | Club | Nation | A | B | C | D | Ziel | Anm. | CMAS | Punkte |
|--------------------|--|------|--------|-------------------------------------|-------------------------------------|-------------------------------------|-------------------------------------|--------|------|------|---------|
| place | name | club | nation | A | B | C | D | finish | rem. | CMAS | points |
| Damen Women | | | | | | | | | | | |
| 1 | Svobodova, Barbora Janouskova, Kristyna | CZE | CZE | <input checked="" type="checkbox"/> | <input checked="" type="checkbox"/> | <input checked="" type="checkbox"/> | <input checked="" type="checkbox"/> | 8:54 | | 16 | 4.184,0 |
| 2 | Ivetić, Ema Despotović, Iris | HRV | HRV | <input checked="" type="checkbox"/> | <input checked="" type="checkbox"/> | <input checked="" type="checkbox"/> | <input checked="" type="checkbox"/> | 10:38 | | 13 | 3.768,0 |
| 3 | Dethloff, Lisa Köhn, Johanna | GER | GER | <input checked="" type="checkbox"/> | <input checked="" type="checkbox"/> | <input checked="" type="checkbox"/> | <input checked="" type="checkbox"/> | 12:00 | | 11 | 3.440,0 |
| 4 | Marré Bruenghi, Chiara Mori, Martina | ITA | ITA | <input checked="" type="checkbox"/> | <input checked="" type="checkbox"/> | <input checked="" type="checkbox"/> | <input checked="" type="checkbox"/> | 17:47 | | 9 | 2.052,0 |
| 5 | Plötze, Florence Gaubert, Albane | FRA | FRA | <input checked="" type="checkbox"/> | <input checked="" type="checkbox"/> | <input checked="" type="checkbox"/> | <input checked="" type="checkbox"/> | | BRS | 8 | 1.600,0 |
| 6 | Hatházi, Katalin Virág, Anna | HUN | HUN | <input checked="" type="checkbox"/> | <input checked="" type="checkbox"/> | <input checked="" type="checkbox"/> | <input type="checkbox"/> | | BRS | 7 | 1.200,0 |

Störitzsee 02.09.2024 - 08.09.2024

Ergebnisse Sternbewerb

Official Results Star Competition

| Rang | Name | Jg. | Club | Nation | I | 1 | II | 2 | III | 3 | IV | 4 | V | Ziel | Anm. | CMAS | Punkte |
|-------|------|------------|------|--------|---|---|----|---|-----|---|----|---|---|------|------|------|--------|
| place | name | year/birth | club | nation | | | | | | | | | | fin. | rem. | CMAS | points |

Damen Women

| | | | | | | | | | | | | | | | | | |
|----|------------------------|------|-----|-----|------|------|------|------|------|------|------|------|------|-------|-----|-----|---------|
| 1 | Hatházi, Katalin | 1977 | HUN | HUN | 0:46 | 1:17 | 1:48 | 2:20 | 2:57 | 3:29 | 4:04 | 4:38 | 5:23 | 06:16 | | 100 | 2.351,0 |
| 2 | Svobodova, Barbora | 2001 | CZE | CZE | 0:49 | 1:20 | 1:55 | 2:31 | 3:11 | 3:43 | 4:30 | 5:05 | 5:49 | 06:42 | | 93 | 2.247,0 |
| 3 | Dethloff, Lisa | 1998 | GER | GER | 0:48 | 1:18 | 1:54 | 2:30 | 3:08 | 3:45 | 4:29 | 5:03 | 5:53 | 06:49 | | 87 | 2.219,0 |
| 4 | Janouskova, Kristyna | 1998 | CZE | CZE | 0:46 | 1:19 | 1:59 | 2:33 | 3:14 | 3:54 | 4:39 | 5:20 | 6:03 | 07:01 | | 82 | 2.172,0 |
| 5 | Uibopuu, Carmel | 2001 | EST | EST | 0:47 | 1:22 | 1:55 | 2:30 | 3:09 | 3:40 | 4:26 | 5:22 | 6:06 | 07:10 | | 78 | 2.145,0 |
| 6 | Kuzmina, Mariia | 1986 | UKR | UKR | 0:55 | 1:22 | 1:59 | 2:35 | 3:20 | 3:52 | 4:44 | 5:23 | 6:19 | 07:12 | | 75 | 2.139,0 |
| 7 | Ivetić, Ema | 2002 | HRV | HRV | 0:49 | 1:29 | 2:00 | 2:46 | 3:30 | 4:13 | 4:58 | 5:42 | 6:31 | 07:33 | | 72 | 2.076,0 |
| 8 | Köhn, Johanna | 1998 | GER | GER | 0:51 | 1:34 | 2:17 | 2:50 | 3:39 | 4:07 | 4:59 | 5:34 | 6:32 | 07:53 | | 69 | 2.016,0 |
| 9 | Mori, Martina | 2000 | ITA | ITA | 0:58 | 1:36 | 2:29 | 3:15 | 4:08 | 4:49 | 5:57 | 6:38 | 7:51 | 08:59 | | 66 | 1.847,5 |
| 10 | Plötze, Florence | 1969 | FRA | FRA | 0:57 | 1:39 | 2:27 | 3:07 | 3:59 | 4:43 | 5:42 | 6:27 | 7:26 | | BRS | 63 | 1.175,0 |
| 11 | Gaubert, Albane | 1984 | FRA | FRA | 1:02 | 1:30 | 2:47 | 3:27 | 4:29 | 5:13 | | | | | WRB | 60 | 825,0 |
| 12 | Marré Bruenghi, Chiara | 1996 | ITA | ITA | 1:03 | | | | | | | | | | ETL | 57 | 75,0 |
| 13 | Klabunde, Lotte | 2002 | GER | GER | 1:39 | | | | | | | | | | ETL | 54 | 75,0 |
| 14 | Despotović, Iris | 2002 | HRV | HRV | | | | | | | | | | | WBR | 51 | 0,0 |

Störitzsee 02.09.2024 - 08.09.2024

Ergebnisse Sternbewerb

Official Results Star Competition

| Rang | Name | Jg. | Club | Nation | I | 1 | II | 2 | III | 3 | IV | 4 | V | Ziel | Anm. | CMAS Punkte | |
|-------------------|---------------------|------------|------|--------|------|------|------|------|------|------|------|------|------|-------|------|-------------|---------|
| place | name | year/birth | club | nation | | | | | | | | | | fin. | rem. | CMAS points | |
| Herren Men | | | | | | | | | | | | | | | | | |
| 1 | Balázs, Péter | 1976 | HUN | HUN | 0:41 | 1:12 | 1:42 | 2:17 | 2:48 | 3:19 | 3:52 | 4:19 | 5:03 | 05:48 | | 100 | 2.475,0 |
| 2 | Zolotov, Oleksander | 1974 | UKR | UKR | 0:42 | 1:10 | 1:46 | 2:12 | 2:47 | 3:18 | 3:58 | 4:23 | 5:06 | 05:50 | | 93 | 2.465,0 |
| 3 | Nemecek, Jakub | 1984 | CZE | CZE | 0:41 | 1:16 | 1:46 | 2:19 | 2:57 | 3:26 | 4:00 | 4:31 | 5:09 | 05:59 | | 87 | 2.420,0 |
| 4 | Kotov, Maksym | 1987 | UKR | UKR | 0:44 | 1:13 | 1:46 | 2:16 | 2:03 | 3:21 | 3:59 | 4:30 | 5:11 | 06:01 | | 82 | 2.411,0 |
| 5 | Kunitsõn, Vladimr | 1987 | EST | EST | 0:46 | 1:11 | 1:47 | 2:18 | 2:55 | 3:28 | 4:08 | 4:41 | 5:21 | 06:11 | | 78 | 2.371,0 |
| 6 | Krause, Wilfried | 1990 | GER | GER | 0:46 | 1:16 | 1:49 | 2:53 | 3:19 | 3:47 | 4:30 | 5:01 | 5:44 | 06:32 | | 75 | 2.287,0 |
| 7 | Várszegi, Vendel | 1998 | HUN | HUN | 0:47 | 1:11 | 1:44 | 2:17 | 2:57 | 3:26 | 4:13 | 4:41 | 5:33 | 06:38 | | 72 | 2.263,0 |
| 8 | Plõtze, Yan | 2001 | FRA | FRA | 0:52 | 1:23 | 2:00 | 2:31 | 3:14 | 3:48 | 4:33 | 5:06 | 5:02 | 06:52 | | 69 | 2.207,0 |
| 9 | Campanile, Marco | 1999 | ITA | ITA | 0:49 | 1:20 | 2:11 | 2:40 | 3:31 | 4:04 | 4:56 | 5:35 | 6:18 | 07:11 | | 66 | 2.142,0 |
| 10 | Sonnekalb, Daniel | 1972 | GER | GER | 0:48 | 1:16 | 1:53 | 2:25 | 3:04 | 4:38 | 5:14 | 5:48 | 6:32 | 07:33 | | 63 | 2.076,0 |
| 11 | Tover, Nikolai | 1982 | EST | EST | 0:52 | 1:30 | 2:22 | 2:59 | 3:55 | 4:25 | 5:27 | 5:59 | 7:09 | 08:00 | | 60 | 1.995,0 |
| 12 | Sebire, Julien | 983 | FRA | FRA | 0:47 | 1:27 | 2:05 | 2:41 | 3:28 | 4:40 | 5:31 | 6:09 | 6:59 | 08:14 | | 57 | 1.960,0 |
| 13 | Böhme, Johannes | 1987 | GER | GER | 0:53 | 1:29 | 3:02 | 4:07 | 4:46 | 5:20 | 6:24 | 7:01 | 7:52 | 08:53 | | 54 | 1.862,5 |
| 14 | Morel, Cédric | 1983 | FRA | FRA | 0:53 | 1:28 | 2:15 | 3:04 | 4:17 | 4:56 | 6:01 | 7:55 | 8:59 | 11:34 | | 51 | 1.601,0 |
| 15 | Szász, Tamás | 2001 | HUN | HUN | 0:44 | 1:33 | 1:49 | 2:38 | 3:16 | 3:47 | 4:27 | 4:57 | 6:05 | | BRS | 48 | 1.175,0 |
| 16 | Silny, Lukas | 1994 | CZE | CZE | 0:46 | 1:19 | 1:59 | 2:33 | 3:43 | 4:21 | 5:16 | 6:12 | 6:45 | | BRS | 46 | 1.175,0 |

Störztsee 02.09.2024 - 08.09.2024

Ergebnisse 5 Punkte-Kurs

Official Results 5 Points Competition

| Rang | Name | Jg. | Club | Nation | 1 | 2 | 3 | 4 | Ziel | Anm. | CMAS | Punkte |
|--------------------|------------------------|------------|------|--------|------|------|------|------|--------|--------|------|---------|
| place | name | year/birth | club | nation | 1 | 2 | 3 | 4 | finish | remark | CMAS | points |
| Damen Women | | | | | | | | | | | | |
| 1 | Uibopuu, Carmel | 2001 | EST | EST | 0:49 | 1:50 | 3:20 | 4:38 | 06:37 | | 100 | 2.192,0 |
| 2 | Dethloff, Lisa | 1998 | GER | GER | 0:46 | 1:47 | 3:03 | 4:37 | 06:46 | | 93 | 2.156,0 |
| 3 | Hatházi, Katalin | 1977 | HUN | HUN | 1:15 | 2:09 | 3:21 | 4:56 | 06:48 | | 87 | 2.148,0 |
| 4 | Kuzmina, Mariia | 1986 | UKR | UKR | 0:49 | 1:52 | 3:15 | 4:50 | 07:04 | | 82 | 2.088,0 |
| 5 | Svobodova, Barbora | 2001 | CZE | CZE | 0:47 | 1:46 | 3:08 | 4:39 | 07:10 | | 78 | 2.070,0 |
| 6 | Ivetić, Ema | 2002 | HRV | HRV | 0:50 | 2:01 | 3:31 | 5:32 | 07:30 | | 75 | 2.010,0 |
| 7 | Hasse, Anika | 1988 | GER | GER | 0:52 | 2:00 | 3:31 | 5:17 | 07:31 | | 72 | 2.007,0 |
| 8 | Köhn, Johanna | 1998 | GER | GER | 0:51 | 2:48 | 4:05 | 5:40 | 07:55 | | 69 | 1.935,0 |
| 9 | Despotović, Iris | 2002 | HRV | HRV | 0:54 | 2:05 | 3:38 | 5:29 | 07:58 | | 66 | 1.926,0 |
| 10 | Mori, Martina | 2000 | ITA | ITA | 0:58 | 2:20 | 3:55 | 5:47 | 08:14 | | 63 | 1.885,0 |
| 11 | Plötze, Florence | 1969 | FRA | FRA | 1:08 | 2:18 | 3:54 | 5:51 | 08:18 | | 60 | 1.875,0 |
| 12 | Janouskova, Kristyna | 1998 | CZE | CZE | 0:47 | 1:47 | 4:32 | 6:29 | 10:25 | | 57 | 1.612,5 |
| 13 | Gaubert, Albane | 1984 | FRA | FRA | 0:58 | 2:21 | 5:06 | 7:50 | 12:44 | | 54 | 1.456,0 |
| 14 | Marré Bruenghi, Chiara | 1996 | ITA | ITA | 1:06 | 2:25 | 4:20 | 6:19 | | BRS | 51 | 950,0 |

Störitzsee 02.09.2024 - 08.09.2024

Ergebnisse 5 Punkte-Kurs

Official Results 5 Points Competition

| Rang | Name | Jg. | Club | Nation | 1 | 2 | 3 | 4 | Ziel | Anm. | CMAS | Punkte |
|-------------------|---------------------|------------|------|--------|------|------|------|------|--------|--------|------|---------|
| place | name | year/birth | club | nation | 1 | 2 | 3 | 4 | finish | remark | CMAS | points |
| Herren Men | | | | | | | | | | | | |
| 1 | Nemecek, Jakub | 1984 | CZE | CZE | 0:45 | 1:37 | 2:45 | 4:03 | 05:48 | | 100 | 2.400,0 |
| 2 | Zolotov, Oleksander | 1974 | UKR | UKR | 0:47 | 1:42 | 2:50 | 4:09 | 05:50 | | 93 | 2.390,0 |
| 3 | Kotov, Maksym | 1987 | UKR | UKR | 0:42 | 1:37 | 2:44 | 4:06 | 06:02 | | 87 | 2.332,0 |
| 4 | Balázs, Péter | 1976 | HUN | HUN | 0:43 | 1:54 | 3:01 | 4:34 | 06:11 | | 82 | 2.296,0 |
| 5 | Krause, Wilfried | 1990 | GER | GER | 0:45 | 1:43 | 2:52 | 4:18 | 06:21 | | 78 | 2.256,0 |
| 6 | Várszegi, Vendel | 1998 | HUN | HUN | 0:40 | 1:40 | 2:52 | 4:39 | 06:31 | | 75 | 2.216,0 |
| 7 | Plötze, Yan | 2001 | FRA | FRA | 0:46 | 1:46 | 3:01 | 4:34 | 06:35 | | 72 | 2.200,0 |
| 8 | Campanile, Marco | 1999 | ITA | ITA | 0:53 | 2:03 | 3:20 | 4:51 | 06:40 | | 69 | 2.180,0 |
| 9 | Sonnekalb, Daniel | 1972 | GER | GER | 0:46 | 1:51 | 3:03 | 4:53 | 06:50 | | 66 | 2.140,0 |
| 10 | Tover, Nikolai | 1982 | EST | EST | 0:50 | 1:59 | 3:32 | 5:11 | 07:11 | | 63 | 2.067,0 |
| 11 | Szász, Tamás | 2001 | HUN | HUN | 0:39 | 2:44 | 3:50 | 5:33 | 07:25 | | 60 | 2.025,0 |
| 12 | Silny, Lukas | 1994 | CZE | CZE | 0:44 | 1:52 | 3:17 | 5:21 | 07:40 | | 57 | 1.980,0 |
| 13 | Sebire, Julien | 1983 | FRA | FRA | 0:46 | 2:05 | 3:27 | 5:22 | 08:12 | | 54 | 1.890,0 |
| 14 | Böhme, Johannes | 1987 | GER | GER | 0:53 | 2:01 | 3:59 | 6:49 | 08:55 | | 51 | 1.782,5 |
| 15 | Morel, Cédric | 1983 | FRA | FRA | 0:48 | 2:01 | 5:33 | 7:15 | 09:40 | | 48 | 1.690,0 |
| 16 | Kunitsõn, Vladimir | 1987 | EST | EST | 0:42 | 1:43 | 2:56 | 4:17 | | BRS | 46 | 950,0 |

Störitzsee 02.09.2024 - 08.09.2024

Ergebnisse M-Kurs

Official Results M-Competition

| Rang | Name | Jg. | Club | Nation | I | II | III | Ziel | m | Anm. | CMAS | Punkte |
|-------|------|------------|------|--------|---|----|-----|--------|------|--------|------|--------|
| place | name | year/birth | club | nation | I | II | III | finish | dev. | remark | CMAS | points |

Damen Women

| | | | | | | | | | | | | |
|----|------------------------|------|-----|-----|------|------|------|-------|---|-----|-----|---------|
| 1 | Janouskova, Kristyna | 1998 | CZE | CZE | 1:28 | 2:45 | 4:14 | 06:13 | 1 | | 100 | 1.923,0 |
| 2 | Dethloff, Lisa | 1998 | GER | GER | 1:37 | 2:54 | 4:30 | 06:24 | 2 | | 93 | 1.822,0 |
| 3 | Uibopuu, Carmel | 2001 | EST | EST | 1:45 | 3:03 | 4:37 | 06:38 | 2 | | 87 | 1.766,0 |
| 4 | Svobodova, Barbora | 2001 | CZE | CZE | 1:39 | 2:56 | 4:27 | 06:25 | 3 | | 82 | 1.765,0 |
| 5 | Ivetić, Ema | 2002 | HRV | HRV | 1:49 | 3:32 | 5:08 | 07:15 | 0 | | 78 | 1.755,0 |
| 6 | Kuzmina, Mariia | 1986 | UKR | UKR | 1:37 | 2:59 | 4:29 | 06:24 | 4 | | 75 | 1.720,0 |
| 7 | Despotović, Iris | 2002 | HRV | HRV | 1:52 | 3:19 | 5:17 | 07:33 | 0 | | 72 | 1.701,0 |
| 8 | Marré Bruenghi, Chiara | 1996 | ITA | ITA | 1:56 | 3:29 | 5:20 | 07:37 | 1 | | 69 | 1.624,0 |
| 9 | Köhn, Theresa | 2000 | GER | GER | 2:08 | 3:35 | 5:15 | 07:23 | 2 | | 66 | 1.609,0 |
| 10 | Plötze, Florence | 1969 | FRA | FRA | 2:00 | 3:39 | 5:20 | 07:40 | 2 | | 63 | 1.558,0 |
| 11 | Köhn, Johanna | 1998 | GER | GER | 1:38 | 3:04 | 4:36 | 06:42 | 7 | | 60 | 1.525,0 |
| 12 | Mori, Martina | 2000 | ITA | ITA | 2:08 | 3:43 | 5:29 | 07:43 | 3 | | 57 | 1.496,0 |
| 13 | Hatházi, Katalin | 1977 | HUN | HUN | 1:25 | 2:37 | | | | WRB | 54 | 250,0 |
| 14 | Gaubert, Albane | 1984 | FRA | FRA | 2:05 | 3:48 | | | | WRB | 51 | 250,0 |

Störitztsee 02.09.2024 - 08.09.2024

Ergebnisse M-Kurs

Official Results M-Competition

| Rang | Name | Jg. | Club | Nation | I | II | III | Ziel | m | Anm. | CMAS | Punkte |
|-------------------|---------------------|------------|------|--------|------|------|------|--------|------|--------|------|---------|
| place | name | year/birth | club | nation | I | II | III | finish | dev. | remark | CMAS | points |
| Herren Men | | | | | | | | | | | | |
| 1 | Kotov, Maksym | 1987 | UKR | UKR | 1:22 | 2:29 | 3:48 | 05:35 | 1 | | 100 | 2.100,0 |
| 2 | Krause, Wilfried | 1990 | GER | GER | 1:30 | 2:43 | 4:06 | 05:45 | 1 | | 93 | 2.050,0 |
| 3 | Kaspar, Ondrej | 1988 | CZE | CZE | 1:28 | 2:36 | 4:18 | 05:56 | 1 | | 87 | 1.995,0 |
| 4 | Szász, Tamás | 2001 | HUN | HUN | 1:28 | 2:37 | 4:05 | 05:46 | 2 | | 82 | 1.988,0 |
| 5 | Zolotov, Oleksander | 1974 | UKR | UKR | 1:26 | 2:32 | 3:41 | 05:19 | 5 | | 78 | 1.976,0 |
| 6 | Plötze, Yan | 2001 | FRA | FRA | 1:33 | 2:49 | 4:28 | 06:18 | 0 | | 75 | 1.968,0 |
| 7 | Kunitsõn, Vladimr | 1987 | EST | EST | 1:27 | 2:33 | 3:57 | 05:53 | 3 | | 72 | 1.900,0 |
| 8 | Böhme, Johannes | 1987 | GER | GER | 1:37 | 2:57 | 4:28 | 06:27 | 2 | | 69 | 1.810,0 |
| 9 | Morel, Cédric | 1983 | FRA | FRA | 1:42 | 3:07 | 4:58 | 07:03 | 0 | | 66 | 1.791,0 |
| 10 | Valnicek, Jakub | 1996 | CZE | CZE | 1:32 | 2:46 | 4:37 | 06:28 | 3 | | 63 | 1.753,0 |
| 11 | Sonnekalb, Daniel | 1972 | GER | GER | 1:38 | 2:53 | 4:19 | 06:12 | 7 | | 60 | 1.645,0 |
| 12 | Campanile, Marco | 1999 | ITA | ITA | 1:31 | 2:46 | | | | WRB | 57 | 250,0 |
| 13 | Tover, Nikolai | 1982 | EST | EST | 1:39 | 2:54 | | | | WRB | 54 | 250,0 |
| 14 | Sebire, Julien | 1983 | FRA | FRA | 1:44 | 3:03 | | | | WRB | 51 | 250,0 |
| 15 | Balázs, Péter | 1976 | HUN | HUN | 1:21 | | | | | WRB | 48 | 100,0 |
| 16 | Várszegi, Vendel | 1998 | HUN | HUN | 1:28 | | | | | WRB | 46 | 100,0 |
| | Nemecek, Jakub | 1984 | CZE | CZE | | | | | | WRB | 0 | 0,0 |

Störitzsee 02.09.2024 - 08.09.2024

Ergebnisse Mannschaftsbewerb A für 4 Wettkämpfer (Gesamtwertung)

Official Results Team Event A (total)

| Rang | Mannschaft | Wettkämpfer | | A1 | A2 | B | Ziel | m | i. Ziel | Punkte |
|--------------------|-------------|--|--|-----------|-----------|----------|---------------|------------|----------------|---------------|
| <i>place</i> | <i>team</i> | <i>competitors</i> | | <i>A1</i> | <i>A2</i> | <i>B</i> | <i>finish</i> | <i>dev</i> | <i>at fin.</i> | <i>points</i> |
| Damen Women | | | | | | | | | | |
| 1 | HUN | Csipkó, Hanga Rendes, Linda | Hatházi, Katalin Virág, Anna | 01:53 | 01:36 | 03:42 | 06:40 | 1 | 4 | 7.045,0 |
| 2 | GER | Dethloff, Lisa Köhn, Johanna | Köhn, Theresa Hasse, Anika | 01:41 | 01:44 | 03:40 | 06:27 | 2 | 4 | 7.030,0 |
| 3 | ITA | Mori, Martina Marré Bruenghi, Chiar | Ambrosetti, Giorgia Serra, Beatrice | 01:50 | 02:28 | 05:07 | 08:11 | 1 | 4 | 6.182,5 |
| 4 | FRA | Plötze, Florence Gaubert, Albane | Callet, Anne-Charlotte | 02:25 | 01:46 | 04:32 | 07:41 | 2 | 3 | 2.599,5 |
| 5 | EST | Vahtras, Elisabeth Uibopuu, Carmel | | 02:05 | | 04:03 | 07:01 | 2 | 2 | 1.302,5 |
| 6 | CZE | Svobodova, Barbora Nemeckova, Radka | Benesova, Dominika Janouskova, Kristyna | 01:22 | 01:36 | 09:35 | 12:13 | 1 | 1 | 756,1 |

Störitzsee 02.09.2024 - 08.09.2024

Ergebnisse Mannschaftsbewerb A

für 4 Wettkämpfer (Gesamtwertung)

Official Results Team Event A (total)

| Rang | Mannschaft | Wettkämpfer | | A1 | A2 | B | Ziel | m | i. Ziel | Punkte |
|--------------------------|-------------|---|--------------------------------------|-----------|-----------|----------|---------------|------------|----------------|---------------|
| <i>place</i> | <i>team</i> | <i>competitors</i> | | <i>A1</i> | <i>A2</i> | <i>B</i> | <i>finish</i> | <i>dev</i> | <i>at fin.</i> | <i>points</i> |
| Herren <i>Men</i> | | | | | | | | | | |
| 1 | HUN | Katona, Ádám Balázs, Péter | Szász, Tamás Várszegi, Vendel | 01:35 | 01:27 | 03:06 | 05:25 | 0 | 4 | 8.245,0 |
| 2 | GER | Sonnekalb, Daniel Preuß, Marek | Krause, Wilfried Schley, Wenzel | 01:34 | 01:32 | 03:07 | 05:37 | 4 | 4 | 7.393,0 |
| 3 | CZE | Kaspar, Ondrej Silny, Lukas | Valnicek, Jakub Nemecek, Jakub | 01:28 | 01:27 | 03:02 | 05:31 | 9 | 4 | 6.928,0 |
| 4 | FRA | Sebire, Julien Morel, Cédric | Plötze, Yan Jehl, Louis | 01:34 | 01:53 | 03:42 | 06:42 | 3 | 4 | 6.691,0 |
| 5 | EST | Pihlak, Rassel Veevo, Georg | Tover, Nikolai Kunitsõn, Vladimir | 01:42 | 02:44 | 05:23 | 08:20 | 2 | 4 | 5.944,0 |
| 6 | UKR | Zolotov, Oleksander Kotov, Maksym | | 01:21 | | 02:46 | 04:55 | 0 | 2 | 1.511,0 |
| 7 | ITA | Benedetti, Giovanni Campanile, Marco | | 02:02 | | 03:49 | 06:43 | 5 | 2 | 1.279,7 |

Störitzsee 02.09.2024 - 08.09.2024

Results - Parallel Course women

| Position | name | Nation | Qualificatio | Level 1 | Level 2 | Level 3 |
|----------|------------------------|--------|--------------|---------|---------|---------|
| 1 | Katalin Hathazi | HUN | 02:14 | 02:13 | 02:11 | 02:08 |
| 2 | Carmel Uibopuu | EST | 02:12 | 02:17 | 02:13 | 02:14 |
| 3 | Dominika Benesova | CZE | 02:20 | 02:20 | 02:26 | |
| 4 | Lotte Klabunde | GER | 02:26 | 02:14 | out | |
| 5 | Ema Ivetic | CRO | 02:33 | 02:24 | | |
| 6 | Barbora Svobodova | CZE | 02:18 | out | | |
| 7 | Iris Despotovic | CRO | 02:27 | out | | |
| 8 | Mariia Kuzmina | UKR | 02:35 | out | | |
| 9 | Martina Mori | ITA | 02:37 | | | |
| 10 | Theresa Koehn | GER | 02:41 | | | |
| 11 | Chiara Marrè Brunenghi | ITA | 02:43 | | | |
| 12 | Florence Ploetze | FRA | 03:11 | | | |
| 13 | Kristyna Janouskova | CZE | out | | | |
| 14 | Anika Hasse | GER | out | | | |
| 15 | Albane Gaubert | FRA | out | | | |

Results - Parallel Course women

| Rank after Qualification | name | Result quarter final | name | Result semi final | name | Result final | Ranking |
|--------------------------|-------------------|----------------------|-------------------|-------------------|-----------------|--------------|---------|
| 1 | Carmel Uibopuu | 02:17 | Carmel Uibopuu | 02:13 | Carmel Uibopuu | 02:14 | 2 |
| 8 | Mariia Kuzmina | out | Lotte Klabunde | out | Katalin Hathazi | 02:08 | 1 |
| 5 | Lotte Klabunde | 02:14 | | | | | |
| 4 | Dominika Benesova | 02:20 | | | | | |
| 3 | Barbora Svobodova | out | Lucky Looser | | | | |
| 6 | Iris Despotovic | out | Dominika Benesova | 02:26 | | | |
| 7 | Ema Ivetic | 02:24 | Katalin Hathazi | 02:11 | | | |
| 2 | Katalin Hathazi | 02:13 | | | | | |

Results - Parallel Course men

| Position | name | Nation | Qualificatio | Level 1 | Level 2 | Level 3 |
|----------|--------------------|--------|--------------|---------|---------|---------|
| 1 | Tamas Szasz | HUN | 02:08 | 01:56 | 02:00 | 01:51 |
| 2 | Jakub Nemecek | CZE | 01:58 | 01:56 | 01:53 | 01:52 |
| 3 | Vendel Varszegi | HUN | 02:01 | 02:01 | 01:57 | |
| 4 | Daniel Sonnekalb | GER | 02:11 | 02:13 | 02:08 | |
| 5 | Wilfried Krause | GER | 02:03 | 02:00 | | |
| 6 | Peter Balazs | HUN | 01:54 | out | | |
| 7 | Marco Campanile | ITA | 02:09 | BRS | | |
| 8 | Ondrej Kaspar | CZE | 02:09 | out | | |
| 9 | Johannes Boehme | GER | 02:13 | | | |
| 10 | Cedric Morel | FRA | 02:19 | | | |
| 11 | Nikolai Tover | EST | 02:34 | | | |
| 12 | Julien Sebire | FRA | out | | | |
| 13 | Vladimir Kunitson | EST | out | | | |
| 14 | Oleksander Zolotov | UKR | out | | | |
| 15 | Maksym Kotov | UKR | out | | | |
| 16 | Lukas Silny | CZE | out | | | |
| 17 | Yan Ploetze | FRA | out | | | |

Results - Parallel Course men

| Rank after Qualification | Competitor | Result quarter final | Competitor | Result semi final | Competitor | Result final | Ranking |
|--------------------------|------------------|----------------------|------------|-------------------|------------|--------------|---------|
| 1 | Peter Balazs | out | | | | | |
| 8 | Daniel Sonnekalb | 02:13 | | | | | |
| 5 | Tamas Szasz | 01:56 | | | | | |
| 4 | Wilfried Krause | 02:00 | | | | | |
| 3 | Vendel Varzegi | 02:01 | | | | | |
| 6 | Ondrej Kaspar | out | | | | | |
| 7 | Marco Campanile | BRS | | | | | |
| 2 | Jakub Nemecek | 01:56 | | | | | |
| 4th Place | | | | | | | |
| | Daniel Sonnekalb | | | 02:08 | | | |
| | Tamas Szasz | | | 02:00 | | | |
| | Tamas Szasz | | | | 01:51 | | 1 |
| | Jakub Nemecek | | | | 01:52 | | 2 |
| 3rd Place | | | | | | | |
| | Vendel Varzegi | | | 01:57 | | | |
| | Jakub Nemecek | | | 01:53 | | | |